



# Starting F2 at St. Augustine's Catholic Primary School



## A Parents' Guide

St Augustine's Catholic Primary School

Park Avenue, Mapperley Road,

Nottingham, NG3 4JS

Telephone: 0115 9156995

Email: [admin@st-augustines.nottingham.sch.uk](mailto:admin@st-augustines.nottingham.sch.uk)

Website: [www.st-augustines.nottingham.sch.uk](http://www.st-augustines.nottingham.sch.uk)

## St. Augustine's Mission Statement



### St Augustine's Catholic Voluntary Academy

*"Loving to learn"*

We believe that each child is made in the image and likeness of God, and is called to develop their full potential throughout their life, and so serve God and the common good.

Rooted in Jesus Christ, inspired by the values of his Gospel of Love, Forgiveness, Courage, Justice, Compassion, Service and Hope, and in accordance with the teaching of the Catholic Church, St Augustine's Catholic Voluntary Academy will ensure that this vision is at the centre of all that we do to ensure your child achieves the highest standards in everything.

St Augustine's Catholic Voluntary Academy will:

- Nurture our pupils and help them to develop their God-given potential so that they can live life to the full.
- Value each and every pupil for who they are, and help them to grow spiritually, morally, socially and academically.
- Provide a welcoming and stimulating environment in which every child can feel at home – happy, safe, and confident and cared for.
- Place the values of the Gospel at the heart of the St Augustine's Catholic Voluntary Academy's life in the celebration of Mass, prayers, relationships and the curriculum.
- Strive to ensure every child achieves the highest possible standards taking into account their starting point and individual needs.
- Foster tolerance and understanding with regards to the many faiths and cultures which make up our society.
- Promote excellence in every aspect of school life, through the setting of clear goals, combined with effective monitoring, review and recognition of the need for continuous improvement.
- Provide a curriculum which is creative, makes use of new technologies and inspires children to become lifelong learners.
- Work in partnership with the parishes and families which we serve.
- Help our children to learn to serve God and others so that they can take their rightful place in the wider community.



# WELCOME

Dear Parents and Carers,

Welcome to Reception. This can be an anxious time for you and your child and the first days in Reception can be a mixture of emotions. In Reception we aim to make this transition as smooth as possible so that your child has a happy start to their education. We are very proud of our caring and nurturing environment and can offer your child a wonderful welcome into St Augustine's Catholic Primary and Nursery School. Our Reception class is well resourced and benefits from a fenced outdoor area as well as an open-plan indoor area. Our children have opportunities to learn inside and outside.

The Reception teachers plan and deliver a range of activities for the children. All of these activities are delivered through a balance of child-initiated and adult-led activities. Topics and themes are planned to capture the children's interest and imagination. We want all our children to be safe, happy and make excellent progress during their time with us.

Part of our role in Reception is to prepare children for their next steps in their education and life. We support children to have the skills, confidence and attitudes to cope with the new challenges they may face in the future.

Being a parent is one of the most important and rewarding jobs in the world and we believe that you are your child's first and most important educator. At St Augustine's Catholic Primary and Nursery School, we develop positive relationships with parents and value them as partners to ensure the very best possible start for your child within our Reception.

## Gospel Values Vision for EYFS:

**Hope** fills our hearts as we embark on this journey together, believing in the boundless potential of every child to grow and thrive. With **courage**, we embrace challenges and opportunities, fostering resilience and determination in our young learners. **Love** is the cornerstone of our community, where each child is welcomed with open arms and supported to develop a strong sense of belonging and self-worth. In our EYFS, we strive to exemplify **justice**, teaching our children to recognize and uphold fairness, equality, and the dignity of every individual. **Service** is woven into the fabric of our curriculum, instilling in our children a sense of responsibility towards others and a commitment to making positive contributions to the world around them. **Forgiveness** is embraced as a transformative force, teaching our children the power of reconciliation, empathy, and understanding. **Compassion** guides our interactions, nurturing a culture of kindness, empathy, and respect, celebrating the rich tapestry of diversity within our EYFS family. In our EYFS, we celebrate difference, fostering an inclusive environment where every child feels valued, supported, and celebrated for who they are.

Through our shared commitment to our Gospel Values, we aspire to encourage in our young learners a deep sense of purpose, a love for learning, and a readiness to embrace the challenges and joys of life with faith, resilience, and joy. Together, we journey in faith, nurturing hearts and minds to shine brightly as beacons of hope, love, and compassion in our world.

## Meet our Team

Our Team in Reception are all responsible for the care, well-being and progress of your child. Professionals from outside agencies e.g. Speech and Language Therapists, Educational Psychologists also work with staff and children in Reception when needed.



Mrs Moore

Headteacher



Mr Edge

Acting Deputy Headteacher



Mr Hallgarth

EYFS Lead

Daisies Class Teacher



Miss Haimour

Poppies Class Teacher



Mrs Hewlett

SENCo

## Preparing your child for Reception

Routine and consistency helps children to adapt and this will help ease the transition into Reception. About 4 weeks before the start of Reception, try to set a morning routine with your child. You can start with small steps and gradually add to the routine:

- Establish a good sleep routine for your child
- Get up at the same time every day and have breakfast
- Look up the route to school and if it's walking distance try it out – point to the school and tell your child they'll be going there soon
- Talk to your child about the photographs in this booklet and what to expect
- Even try getting dressed up in the school uniform and put on 'school' shoe

## My first day in Reception – What will I see?

Front entrance and school office







This is our wonderful F2 classroom.

We have both indoor and outdoor provision and these change to reflect our learning, topics, stories and children's interests.

# School Times

## School Starts 8.55am

You can drop your child off between 8.45am-8.55am. All Children should arrive outside F2 in the Infant Playground between 8.45am and 8.55am. Please **stay with your child** until they are safely handed-over to their teacher or a member of staff.

In the interest of safety, we ask that parents do not allow their children on the climbing equipment at the start or end of the day.

## School finishes 3.15pm

Please enter through the infant playground and a member of staff will release your child on the KS1 playground. Please be patient as this is an extremely busy time, and our main concern is to release your child safely. Please do not call your child or signal them to come to you. They will be released to you once their teacher has seen you. We need to ensure that we see your child leave with you.

## Important:

Please make sure that a known adult always brings and collects your child and we see you before you hand over your child. If a different adult is collecting your child, please inform a member of staff in advance as we do not allow children to leave Reception with adults who we do not know.



## Parking

Park avenue should be accessed by residents and business only. Park avenue is a school street. Please park safely, not on Park Avenue, and walk up to the school to drop off and collect your child.

Parking on yellow lines or zigzags in front of the school is dangerous and could result in a substantial fine from the Nottingham City Parking Enforcement.

Thank you in advance for your support in this important issue, and let's hope that together we can ensure the safety of the children and be more considerate to our local residents.

<https://www.transportnottingham.com/creating-car-free-school-streets/>

## Attendance, Punctuality and Absence

Regular attendance at school is vital if children are to gain maximum benefits from their education. However, if your child is unwell or are absent for other reasons please inform the school office on every day of your child's absence. Please try to be punctual as lateness can cause disruption for other children and the teacher.

[admin@st-augustine's.nottingham.sch.uk](mailto:admin@st-augustine's.nottingham.sch.uk)

Telephone Number: 0115 9156995





## Medication

Medical, dental or other appointments should be arranged out of school hours, if possible.

Staff are able to administer PRESCRIBED medication only labelled by the chemist with your child's name, date of birth and the dosage. If your child requires medication to be administered, you must complete a form for the prescribed medication, available from the school office.

If your child requires regular medication, e.g. inhalers or allergies, separate permission and forms are required and are available from the school office.

**Toileting** The children's toilets are easily accessible from the Reception classroom. The children are free to use the toilet when they wish and will be assisted if needed. In case of a toileting accident/or the child's clothes getting wet/dirty, we will dress them in the clothes you provide, we ask that you send your child with a spare set of clothes and underwear which can be kept in school.

## Lunch Times 11:45-12:45pm

Teaching staff accompany the children to dinner for the first few weeks and will be able to tell you what your child has eaten. If staff, have any concerns about how much your child is eating they will ask you to highlight foods your child usually eats on the school menu to help staff to support your child to select foods they like. Please alert staff to any allergies or special dietary requirements – on school application forms.

### Hot Dinners

Hot dinners are available each day and a free for every child until they finish year 2.

Menus are displayed outside the school office and staff will talk to your child about their dinner choices.

<https://www.aspens-services.co.uk/>

Please support your child at home to use a knife and fork to promote independence with eating.

### Packed Lunches

If you would prefer your child to bring a packed lunch then this should be in a secure lunchbox, clearly labelled with your child's name, and should not include any sweets, chocolate bars, or fizzy drinks. NO NUTS PLEASE, we are a nut free school. Fruit must be chopped e.g. Grapes to avoid choking.

## Snack Time

Every child under the age of 5 years old qualifies for free school milk. Children are entitled to free milk until the beginning of the term in which they become 5 years old.

Our school participates in the Schools' Fruit and Vegetable Scheme, which provides every child from Nursery to Year 2 with a piece of fresh fruit or vegetable every day at no cost to parents.

Fresh drinking water is available at all times – please send your child to school with a water bottle with their name on, so they can independently have a drink whenever they need one.

# Uniform

## School Uniform

Available from the Just Schoolwear Website

**Girls uniform:** Grey skirt, trousers or pinafore, white shirt, red sweatshirt or cardigan and black shoes.



**Boys uniform:** Grey trousers, white shirt, red sweatshirt and black shoes.



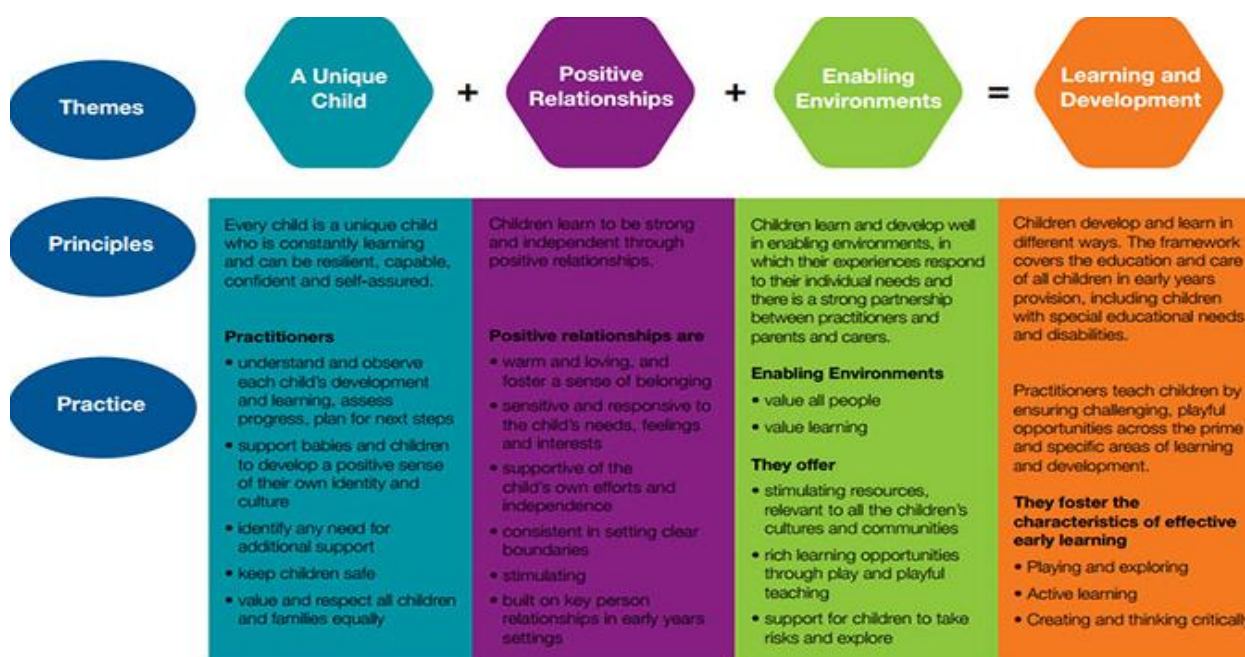
**P.E. kit:** White T-shirt, red shorts and trainers or plimsolls.



Please encourage and support your child to get dressed themselves, this will help to make it easier for them to get changed for PE.

Please ensure all clothing is label clearly with your child's name.

# Early Years Curriculum - Learning



Reception follows the 'Early Years Foundation Stage Framework 2021' (EYFS) which starts from birth and continues through to the end of their Reception year at school.

The Early Years Foundation Stage is based upon four principles:

**A Unique Child** At St Augustine's Catholic Primary School we recognise that all children are unique and all develop at different rates, however we believe that all children are competent learners who can be resilient, capable and confident when they have positive attitudes and dispositions to learning.

**Positive Relationships** Children learn to be strong and independent from secure relationships. During your child's time with us we hope to develop caring but professional relationships with the children and their families and encourage positive relationships between the children and their peers.

**Enabling Environments** We recognise that the environment plays a key role in supporting children's learning and development. The Reception environment is designed to allow the children to explore and learn safely. The environment supports the children to become independent and children can choose to move between the indoor and outdoor environment freely.



**Learning and Development** We understand that children develop in different ways and different rates. The Early Years Foundation Stage has seven areas of learning. All of the areas of learning are equally important and are all interconnected.

There are three Prime areas in the EYFS:

- **Personal, Social and Emotional Development** We support children in creating relationships and making friends. We help them to have a positive sense of themselves, develop respect for others and manage their feelings and behaviour. Together we encourage children to have confidence in themselves and their abilities.

- **Physical Development** We provide opportunities for children to be active and develop their co-ordination, movement and control. We support them in negotiating space and handling tools effectively. In Reception we help children to understand the importance of health, physical exercise and staying safe.

- **Communication and Language** In Reception, the children have the opportunity to experience a rich language environment. All staff has a good understanding of speech and language development and support children in developing their confidence to express themselves. We help them to gain the skills to speak to others and listen with increasing attention.

There are four Specific Areas:

- **Literacy** Books and stories are a very important part of our curriculum. By providing children with access to a wide range of reading materials linked to their interests, they develop a love of reading. We provide children with a range of opportunities that will, encourage them to link phonic sounds to letters, and support them in the process of learning to read and write.

- **Mathematics** We provide children with opportunities and experiences that develop their skills in counting, understanding and using numbers. We encourage them to solve problems, including those that include addition and subtraction. In Reception we support children in using everyday language to talk about and describe shapes, spaces and measures.

- **Understanding of the world** We support children in making sense of their physical world and their community. In Reception, we provide opportunities to explore, observe and find out about people, places, technology and the environment.

- **Expressive Arts and Design** Children in Reception have the opportunity to explore and play with a wide range of media and materials. Opportunities



are provided and encouraged for children to share their thoughts, ideas and feelings through a variety of activities in art, music, movement, dance, role-play and design and technology.

*If you would like any more information on the EYFS, please go to; [www.foundationyears.org.uk](http://www.foundationyears.org.uk)*

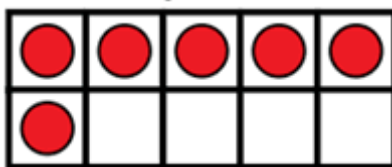
<https://www.gov.uk/early-years-foundation-stage>.

## Learning Journeys

Each child at St Augustine's Catholic Primary and Reception School will have their progress and achievements recorded. These records are collected through observations of the children throughout their time at school. We encourage all parents to be involved in your child's learning journey and welcome your comments, photographs and stories from home.

## White Rose Maths

All children at St Augustine's Primary and Nursery School are taught the White Rose Maths programme. We aim to develop a love of learning and Mathematics and take mastery approach in Maths. Each year, the White Rose schemes start with blocks on Place Value, followed by the essential calculation skills children need to succeed in maths. This firm grounding in number gives children confidence and helps them to access the rest of the maths curriculum. White Rose Maths builds on previous learning each year and encourages pupils to become fluent in a new skill before applying this knowledge to reasoning questions and then problem-solving. White Rose Maths supports pupils' learning through the use of concrete, pictorial and abstract representations.



White Rose Maths has a simple, powerful mantra: Everyone Can Do Maths. Careful sequencing of units and starting at the beginning alongside the use of different representations and resources allows all children to achieve and succeed in Maths.


You can find more information at <https://whiterosemaths.com/for-parents/>

**Writing numbers:** We use songs to help learn how to form numbers correctly. We start by practising all numbers standing up, so children can use their forefinger and whole arm to 'write' the number in the air. We then move to smaller movements required to write on the page.

### Lyrics

- 0** From the top, go all the way round (three times) To make the number zero.
- 1** Go straight down and that is all (three times) To make the number one.
- 2** Swing it round and then go right (three times) To make the number two.
- 3** Swing it round and then once more (three times) To make the number three.
- 4** Down, slide, cut in half (three times) To make the number four.
- 5** Down, round, put on a hat (three times) To make the number five.
- 6** Come on down and make a curl (three times) To make the number six.
- 7** Slide to the right and slant on down (three times) To make the number seven.
- 8** Make an S and go straight home (three times) To make the number eight.
- 9** Make a loop and come straight down (three times) To make the number nine.

### Number Writing Practice



## Phonics for Reading and Writing

Your child will be taught to recognise each letter sound and blend them to read words. They will also be taught how to form those letters and use them to write words. We will provide you with more detailed information during the first few weeks of term to help you to support your child with their phonics.



## Reading at Home

Parents and carers are the most important teachers and the verbal environment they provide by talking, reading and singing to their children sets the stage for children's language learning. Reading aloud can help your child enjoy time with you, practice language and learn about the world.

We offer a 'share at home scheme', in which you can borrow a Reception book to take home and share with your child.

Initially children will not be given a reading book to take home. We will begin by ensuring they are taught to be secure in the skills of recognising the letter sounds and being able to blend these together to read. They will however, receive a wordless book to begin building comprehension skills by talking about the story. We encourage you to use your home language to do this.

When the children have been assessed, and are starting to blend sounds to read words we will send home a home reading book that matches their phonic skills. Our aim is to have all children at this point by Christmas.



## Parents and Carers as Partners

You are children's most important educators in your child's earliest years and continue to play a major role in your children's learning as they begin Reception. Parents are welcomed and encouraged to share information about their child, to ask questions and to discuss their child's learning with the teachers. We greatly value parent's/carers role and look forward to working in partnership with you in our setting.

We know you will want to take an active part and interest in your child's progress. Parent's Evenings are held twice a year and we do encourage your attendance.

Parents are also encouraged to talk to their child's class teacher if they have any questions or concerns at any time during the year, rather than waiting for the next parents' evening.

Reports are sent home at the end of the academic year and offer a summary of progress.

## Learning at home - How can you help?

When your child starts Reception, the support you give them, and continue to give them over the years, will have an enormous influence on their achievements. Below are some activities you could do with your children to promote their development further. We understand that not everyone will find the time to do all of these activities – that's fine. Try to fit them where possible into your daily routines. Whatever happens, we'll make sure that all children catch up when they start.

Things to do at home:

- Read to your child every day, talk about books and read familiar words to them e.g. labels on their favourite foods, titles of TV programmes
- Listen to songs, music, stories and rhymes
- Talk with them, answer their questions and play memory games
- Encourage them to ask questions
- Count and use numbers in everyday situations
- Help them to match and sort objects e.g. putting knives and forks, cups and saucers and socks into pairs, sorting big and little objects or putting objects in order of size
- Encourage them to be more independent e.g. putting on their own clothes

- Give them opportunities to help you around the house e.g. baking or food preparation
- Encourage them to express their own ideas and feelings through using crayons, pens, pencils, paint, music and play
- Encourage them to explore their own environment
- Encourage respect for others

## Developing independence

Where possible we encourage children to become independent learners.

We encourage children to:

- Put on/take off their coat and hang it up on their peg
- Fasten their zip or buttons.
- Put their shoes on their correct feet
- Dress/undress for P.E.
- Wash and dry their hands
- Tidy-up after themselves
- Blow their own nose
- Serve themselves e.g. spread butter on toast, pour their own drinks
- Ideally, your child should be able to use the toilet independently. However, we are aware that this may not be possible in certain circumstances. We will respect and give your child the upmost care and support when dealing with toileting issues.
- We encourage children to blow their nose themselves, bin the tissue and washing their hands

Should your child have any problems regarding toileting, please let us know so we can help your child with this area.

## Child Protection and Safeguarding

St Augustine's Catholic Primary School is committed to promoting the welfare and the safety of all our children. Our Safeguarding Policy can be found on our school website: [Safeguarding - St Augustine's Catholic Primary Academy - Nottingham \(st-augustines.nottingham.sch.uk\)](https://st-augustines.nottingham.sch.uk/safeguarding)

The senior Designated Safeguarding Lead (DSL) is Mr Edge (Deputy Headteacher)

The nominated child protection governor is Mrs. J. Welsh Chair of Governors

Email: [Julie.welsh@st-augustines.nottingham.sch.uk](mailto:Julie.welsh@st-augustines.nottingham.sch.uk) Tel: 0115 9156995.

